

<u>Item Number</u>	<u>Description</u>	<u>Ultima Loom Colour and Connector</u>	<u>Component Wiring Colour (Function)</u>
<u>1</u>	<u>RS Left Head Light Unit (4-Way Connector)</u>		
	1: Black	Black	(Earth -)
	2: Brown	Brown	(Side Light from Fuse [13b] +)
	3: Green	Green	(Dipped Beam from Fuse [13f] +)
	4: White	White	(High Beam from Fuse [13h] +)
<u>2</u>	<u>RS Left Indicator / DRL Module (Round 7-Way Connector)</u>		
		Blue	(DRL/Ignition from Fuse [13d] +)
		Yellow	(Indicator from Raptor [47] +)
		Red	(Battery + from Fuse [13k] +)
<u>3</u>	<u>RS Right Indicator / DRL Module (Round 7-Way Connector)</u>		
		Blue	(DRL/Ignition from Fuse [13c] +)
		Yellow	(Indicator from Raptor [47] +)
		Red	(Battery + from Fuse [13k] +)
<u>4</u>	<u>RS Right Head Light Unit (4-Way Connector)</u>		
	1: Black	Black	(Earth -)
	2: Brown	Brown	(Side Light from Fuse [13a] +)
	3: Green	Green	(Dipped Beam from Fuse [13e] +)
	4: White	White	(High Beam from Fuse [13g] +)
<u>10</u>	<u>Horn</u>		
	Purple/Black	6.3mm Female Spade	Either terminal (From Raptor Controller [47] +)
	Black	6.3mm Female Spade	Either terminal (Earth-)
<u>11</u>	<u>LH Radiator Fan</u>		
	Yellow	6.3mm Female Spade	+ (<i>Blue</i>) (From Fuse [13u] +)
	Black	6.3mm Female Spade	- (Black) (Earth -)
<u>12</u>	<u>RH Radiator Fan</u>		
	Orange	6.3mm Female Spade	+ (<i>Blue</i>) (From Fuse [13t] +)
	Black	6.3mm Female Spade	- (Black) (Earth-)
<u>13a</u>	<u>Fuse (5Amp): RH Side/Tail Lights, No. Plate Lights</u>		
	Red		(From Side Light Switch [38] +)
	Red/White	Brown	(To Head Light [4], Rear Light [75] +)
		Red	(To Number Plate Lights [73],[74] +)
<u>13b</u>	<u>Fuse (5Amp): LH Side/Tail Lights, Instrument Illumination</u>		
	Red		(From Side Light Switch [38] +)
	Red/Black	Brown	(To Head Light [1] +)
<u>13c</u>	<u>Fuse (5Amp): RH Day-time Running Light</u>		
	White		(From Ignition Switch [43] +)
	Blue/Yellow	Blue	(To DRL [3] +)
<u>13d</u>	<u>Fuse (5Amp): LH Day-time Running Light</u>		
	White		(From Ignition Switch [43] +)
	Blue/Green	Blue	(To DRL [2] +)
<u>13e</u>	<u>Fuse (5Amp): RH Dipped Beam</u>		
	Blue		(From Relay [14e] +)
	Blue/Red	Green	(To Head Light [4] +)
<u>13f</u>	<u>Fuse (5Amp): LH Dipped Beam</u>		
	Blue		(From Relay [14e] +)
	Blue/Pink	Green	(To Head Light [1] +)

<u>13g</u>	<u>Fuse (5Amp): RH High Beam</u> Blue/White Blue/Black	White	(From Relay [14k] +) (To Head Light [4] +)
<u>13h</u>	<u>Fuse (5Amp): LH High Beam</u> Blue/White Blue/Slate	White	(From Relay [14k] +) (To Head Light [1] +)
<u>13i</u>	<u>Fuse (5Amps): Rear Fog Light</u> Red/Blue Red/Yellow		(From High Beam/Flash Relay [14k] +) (To Rear Fog Lamp Switch [40] +)
<u>13j</u>	<u>Fuse (15Amp): Horn, Hazard Lights, Radio, Accessory Socket (Option), Raptor™</u> Brown Purple		(From Battery +) (To Accessories Listed +)
<u>13k</u>	<u>Fuse (10Amp): Lighting Control</u> Brown Purple/Brown	Red	(From Battery +) (To Side Light Switch[38] +) (Front and Rear Light units +)
<u>13l</u>	<u>Fuse : Spare</u> Vacant Vacant		
<u>13m</u>	<u>Fuse (15Amp): Low Pressure Fuel Pump (Option)</u> White/Green White/Green		(From Relay [14g] +) (To Low Pressure Fuel Pump [51] +)
<u>13n</u>	<u>Fuse : Spare</u> Vacant Vacant		
<u>13o</u>	<u>Fuse (15Amp): Windscreen Wiper/Washer, AC, Radiator Fan Control, Carb. Choke, Mirrors, Radio</u> White/Yellow Green		(From Ignition Switch [43] +) (To Accessories Listed +)
<u>13p</u>	<u>Fuse (15Amp): Brake/Reverse/Warning Lights, Indicators, Alternator, Starter, Instruments</u> White Light Green		(From Ignition Switch [43] +) (To Accessories Listed +)
<u>13q</u>	<u>Fuse (10A): Front Suspension Lift Kit (Option)</u> White White		(From Ignition Switch [43] +) (To Lift Kit Control Circuit +)
<u>13r</u>	<u>Fuse (10Amp): ECU Ignition "Key On"</u> White White/Slate		(From Ignition Switch [43] +) (To ECU Interface [85] +)
<u>13s</u>	<u>Fuse (30Amp): Heated Front Screen (Option)</u> Brown TBC		(From Battery +) (To Sub-loom +)
<u>13t</u>	<u>Fuse (20Amp): RH Radiator Fan</u> Orange Orange		(From Relay [14b] +) (To RH Radiator Fan [12] +)
<u>13u</u>	<u>Fuse (20Amp): LH Radiator Fan</u> Yellow Yellow		(From Relay [14c] +) (To LH Radiator Fan [11] +)

<u>13v</u>	<u>Fuse (20Amp): AC Condenser Fan</u> Red Red		(From Relay [14d] +) (To AC Condenser Fan [53] +)
<u>13w</u>	<u>Fuse : Spare</u> Vacant Vacant		
<u>13x</u>	<u>Fuse (35A): Front Suspension Lift Kit (Option)</u> (Brown)	Connect Connect	Orange Red (From Relay [14m] +) (Lift Kit Power Supply +)
<u>14a</u>	<u>Relay: Starter</u> 30: Brown 85: Black 86: White/Red 87: White/Red		(From Battery +) (Earth -) (Signal from Starter Button [32] and Ignition Switch [43] +) (To Starter Solenoid [57] +)
<u>14b</u>	<u>Relay: RH Radiator Fan</u> 30: Brown 85: Black/Orange 86: Green 87: Orange		(From Battery +) (Signal from Raptor Controller [47] and ECU Interface [85] -) (From Fuse [13o] +) (To Fuse [13t] +)
<u>14c</u>	<u>Relay: LH Radiator Fan</u> 30: Brown 85: Black/Orange 86: Green 87: Yellow		(From Battery +) (Signal from Raptor Controller [47] and ECU Interface [85] -) (From Fuse [13o] +) (To Fuse [13u] +)
<u>14d</u>	<u>Relay: AC Condenser Fan</u> 30: Brown 85: Black 86: Slate 87: Red		(From Battery +) (Earth -) (From A/C Pressure Switch [52] +) (To Fuse [13v] +)
<u>14e</u>	<u>Relay: Headlights</u> 30: Brown 85: Black 86: Blue 87: Blue		(From Battery +) (Earth -) From Head Light Switch [39] +) (To Fuses [13e],[13f] and Relay [14k] +)
<u>14g</u>	<u>Relay: Low Pressure Fuel Pump (Option)</u> 30: Brown 85: Black 86: Green/Orange 87: White/Green		(From Battery +) (Earth -) (From ECU Interface [85] +) (To Fuse [13m] +)
<u>14h</u>	<u>Relay: Windscreen Wiper Run/Park</u> 30: Brown/Lt.Green 85: Black 86: Red/Lt.Green 87: Green 87A: Orange/Black		(To Wiper Speed Switch [41] +/-) (Earth -) (From Raptor [47] +) (From Fuse [13o] +) (From Wiper Motor [16] +/-)

<u>14k Relay: High Beam/Flash (Latching. Non standard format)</u>			
30:	Purple	6.3mm Female Spade	(From Fuse [13j] +)
S:	Black/Blue	6.3mm Female Spade	(From Raptor [47] -)
56:	Blue	6.3mm Female Spade	(From Relay [14e] +)
56a:	Blue/White	6.3mm Female Spade	(To Fuses [13g], [13h] +)
56b:	Red/Blue	6.3mm Female Spade	(To Fuse [13i] +)
<u>14l Heated Front Windscreen (Option)</u>			
Detailed separately			
<u>15m Front Suspension Lift Kit (Option)</u>			
Detailed separately			
<u>15 Battery (+)</u>			
	Brown	6mm Ring Terminal (25-6)	(Main Supply to Loom +)
	Red	6mm Ring Terminal (50-6)	(To Starter Motor [57] +)
<u>16 Windscreen Wiper</u>			
1:	Green	6.3mm Female Spade	Grey (53a) (From Fuse [13o] +)
2:	Orange/Green	6.3mm Female Spade	Blue (53b) (From Wiper Speed Switch [41] Fast +)
3:	Orange/Black	6.3mm Female Spade	Yellow (53e) (To Wiper Park Relay [14h] +/-)
4:	Orange/Blue	6.3mm Female Spade	Red (53) (From Wiper Speed Switch [41] Slow +)
5:	Black	6.3mm Female Spade	Black (31) (Earth -)
<u>17 Brake Pedal Switch</u>			
	Light Green	6.3mm Female Spade	Either terminal (From Fuse [13p] +)
	Green/Purple	6.3mm Female Spade	Either terminal (To Brake Lights [69], [75] +)
<u>18 Windscreen Washer</u>			
	Light Green/Black	6.3mm Female Spade	(+) (From Raptor [47] +)
	Black	6.3mm Female Spade	(-) (Earth -)
<u>19 Brake Fluid Level Warning</u>			
	Black/White	6.3mm Female Spade	Either terminal (Signal to Brake Fluid Warning [42] -)
	Black	6.3mm Female Spade	Either terminal (Earth -)
<u>20 LH Indicator Repeater</u>			
	Green/Red	2.8mm Female Spade	Red or Black (From Raptor [47] +)
	Black	2.8mm Female Spade	White (Earth -)
<u>21 Interior Light: LH Door Switch (Option)</u>			
	Purple/White	6.3mm Female Spade	Switch contact (To lamp "-" or switch)
	Black	5mm Ring Terminal	(-) (Earth -)
<u>22 LH Door Mirror Connection</u>			
	Purple/Orange	6.3mm Female Spade (via Red)	to 2.8mm Female Spade (Motor Terminal 2)
	Yellow	6.3mm Female Spade (via Green)	to 2.8mm Female Spade (Motor Terminal 1)
	Yellow/Blue	6.3mm Female Spade (via Black)	to 2.8mm Female Spade (Motor Terminal 3)
<u>23 RH Indicator Repeater</u>			
	Green/White	2.8mm Female Spade	Red or Black (From Raptor [47] +)
	Black	2.8mm Female Spade	White (Earth -)
<u>24 Interior Light: RH Door Switch (Option)</u>			
	Purple/White	6.3mm Female Spade	Switch contact (To lamp "-" or switch)
	Black	5mm Ring Terminal	(-) (Earth -)
<u>25 RH Door Mirror Connection</u>			
	Purple/Slate	6.3mm Female Spade (via Red)	to 2.8mm Female Spade (Motor Terminal 2)
	Yellow	6.3mm Female Spade (via Green)	to 2.8mm Female Spade (Motor Terminal 1)
	Black/Yellow	6.3mm Female Spade (via Black)	to 2.8mm Female Spade (Motor Terminal 3)

<u>26</u>	<u>Tachometer</u>			
	Light Green	6.3mm Female Spade	Green + Brown/Slate*	(Power from Fuse [13p] +)
	Black	6.3mm Female Spade	Black	(Earth -)
	Red/Black	6.3mm Female Spade	Red/White	(Illumination from Fuse [13b] +)
	White/Black	6.3mm Female Spade	White/Black	(Signal)

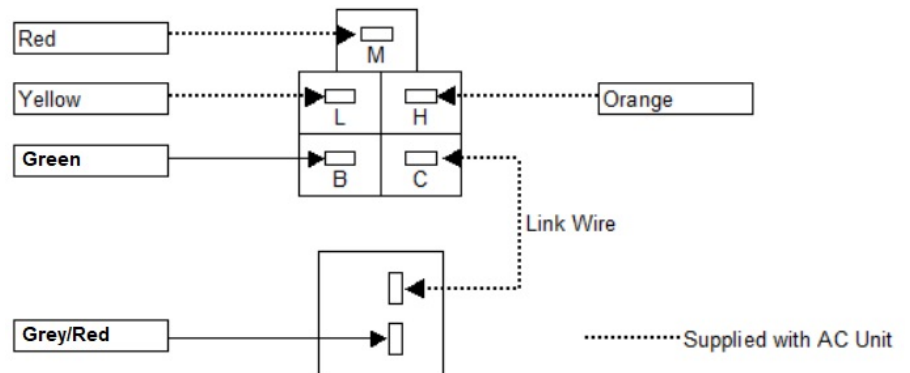
Set switches: 4 Switch (Set 1-4) 0010 (1 = On)
6 Switch (Set 1-6) 001110
8 Switch (Set 1-8) 11000001
(* For 8 switch tacho only. For all others, omit Brown/Slate)

<u>27</u>	<u>Speedometer</u>			
	Light Green	6.3mm Female Spade	Green	(Power from Fuse [13p] +)
	Black	6.3mm Female Spade	Black	(Earth -)
	Red/Black	6.3mm Female Spade	Red/White	(Illumination from Fuse [13b] +)
	White/Orange	6.3mm Female Spade	Red/Blue	(Signal from ECU via Connector [86])
OR	Shielded Single Core	6.3mm Female Spade	Red/Blue	(Signal Direct from Sender [68])

Set initial calibration: 3755ppm

<u>28</u>	<u>AC Thermostat/Fan Switch</u>			
	Green	6.3mm Female Spade	Fan switch	(Power from Fuse [13o] +)
	Grey/Red	6.3mm Female Spade	Thermo-switch	(To A/C Pressure Switch [52] +)

Remove the plastic cover from the terminal on the Green wire, then clip it into position B shown in the moulding.

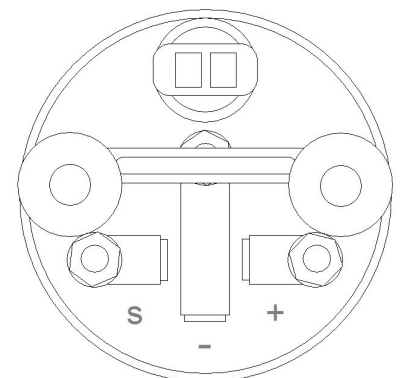


<u>29</u>	<u>Fuel Gauge</u>			
	Light Green	6.3mm Female Spade	+	(Power from Fuse [13p] +)
	Black	6.3mm Female Spade	-	(Earth -)
	Red/Black	6.3mm Female Spade	Lamp	(Illumination from Fuse [13b] +)
	Green/Black	6.3mm Female Spade	S	(Signal via Fuel Change-over Switch [30])

Layout of all minor instruments , except Voltmeter:

For all minor instruments:

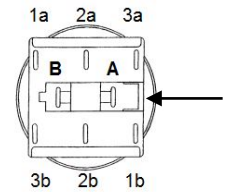
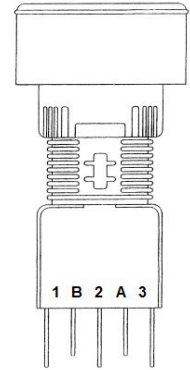
One of the lamp wires is fitted with a "piggy-back" terminal. Connect this to the "-" terminal on the instrument, then connect the Black (Earth -) wire to the "piggy-back" terminal.
The second lamp wire is fitted with a male spade terminal. Connect this to the Red/Black (Illumination) wire.



30 Fuel Change-over Switch

Green/Black	2.8mm Female Spade
Light Green/Slate	2.8mm Female Spade
Light Green/Red	2.8mm Female Spade
Light Green	2.8mm Female Spade
Orange/White	2.8mm Female Spade
-	-
Orange/White	2.8mm Female Spade
Black	2.8mm Female Spade

1a	(Signal to Fuel Gauge [29] +)
2a	(Signal from Left Sender [60] +)
3a	(Signal from Right Sender [54] +)
1b	(From Fuse [13p] +)
2b	(Link to A: Illumination +)
(3b)	
A	(Link from 2b: Illumination +)
B	(Earth -)



Note position of latch in relation to A and B

31 Oil Temperature Gauge

Light Green	6.3mm Female Spade
Black	6.3mm Female Spade
Red/Black	6.3mm Female Spade
White/Blue	6.3mm Female Spade

(+)	
(-)	
(Lamp +)	
S	(From Oil Temp. Sender [63])

32 Starter Button

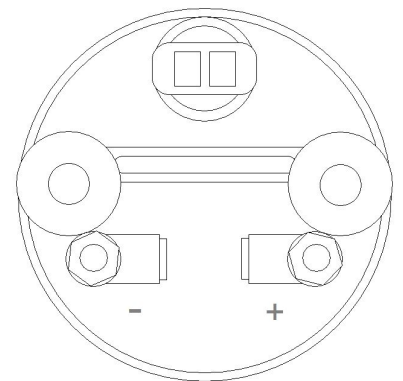
Light Green	6.3mm Female Spade
Black	6.3mm Female Spade
White/Red	6.3mm Female Spade

Green	(From Fuse [13p] +)
Black	(Earth -)
White	(To Relay [14a])

33 Voltmeter

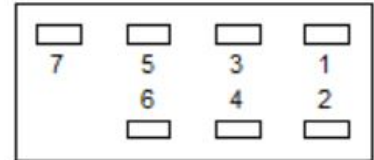
Light Green	6.3mm Female Spade
Black	6.3mm Female Spade
Red/Black	6.3mm Female Spade

(+)
(-)
(Lamp +)



34	Water Temperature Gauge				
	Light Green	6.3mm Female Spade	(+)		
	Black	6.3mm Female Spade	(-)		
	Red/Black	6.3mm Female Spade	(Lamp +)		
	Green/Blue	6.3mm Female Spade	S		(From Water Temp. Sender [59] +)
35	Radiator Fan Warning Light				
	Green	2.8mm Female Spade	A		(From Fuse [13o])
	Black/Orange	2.8mm Female Spade	B		(From Raptor [47] and ECU Interface [85] -)
36	Oil Pressure Gauge				
	Light Green	6.3mm Female Spade	(+)		
	Black	6.3mm Female Spade	(-)		
	Red/Black	6.3mm Female Spade	(Lamp +)		
	Brown/White	6.3mm Female Spade	S		(From Oil Pressure Sender [62] +)
37	Warning Light Panel				
	Green/Red	(Left Indicator)	Red		(From Raptor [47] +)
	Blue/White	(High Beam)	Black		(From Raptor [47] +)
	Brown/Yellow	(Alternator)	Yellow		(From Alternator [58] +/-)
	White/Brown	(Oil Pressure)	Blue		(From Oil Press. Sender [62] +)
	Black/White	(Brake Fluid Level)	White		(From Brake Reservoir [19], Switch [42])
	Green/White	(Right Indicator)	Orange		(From Raptor [47] +)
	Light Green	(Ignition +)	Green		(From Fuse [13p] +)
	Black	(Earth -)	Brown		(Earth -)
38	Side Light Switch				
	Red	2.8mm Female Spade	1a		(To Fuses [13a], [13b], Switch [39] +)
	Purple/Brown	2.8mm Female Spade	2a		(From Fuse [13k] +)
	-	-	(3a)		(Not used)
	Red/Black	2.8mm Female Spade	A		(From Fuse [13b] +)
	Black	2.8mm Female Spade	B		(Earth -)
39	Head Light Switch				
	Blue	2.8mm Female Spade	1a		(To Relay [13e] and link to A +)
	Red	2.8mm Female Spade	2a		(From Switch [38] +)
	-	-	(3a)		(Not used)
	Blue	2.8mm Female Spade	A		(Link from 1a +)
	Black	2.8mm Female Spade	B		(Earth -)
40	Rear Fog Light Switch				
	Red/Brown	2.8mm Female Spade	1a		(To Rear Fog Lamp [70] and link to A +)
	Red/Yellow	2.8mm Female Spade	2a		(From Fuse [13i] +)
	-	-	(3a)		(Not used)
	Red/Brown	2.8mm Female Spade	A		(Link from 1a +)
	Black	2.8mm Female Spade	B		(Earth -)
41	Windscreen Wiper Speed Switch				
	Brown/Light Green	2.8mm Female Spade	1a		(From Relay [14h] +)
	Orange/Green	2.8mm Female Spade	2a		(To Wiper Motor [16] Fast +)
	Orange/Blue	2.8mm Female Spade	3a		(To Wiper Motor [16] Slow +)
	Red/Black	2.8mm Female Spade	A		(From Fuse [13b] +)
	Black	2.8mm Female Spade	B		(Earth -)
42	Brake Fluid Level Warning Light and Test Switch				
	Black/White	2.8mm Female Spade	1a		(To Warning Panel [37] and link to B -)
	Black	2.8mm Female Spade	2a		(Earth -)
	-	-	(3a)		(Not used)
	Light Green	2.8mm Female Spade	A		(From Fuse [13p] +)
	Black/White	2.8mm Female Spade	B		(Link from 1a -)

43	Ignition Switch				
	Brown	6.3mm Female Spade	30		(From Battery [15] +)
	White	6.3mm Female Spade	15		(Ignition On to Fuses [13c], [13d], [13p], [13q], [13r] +)
	White/Yellow	6.3mm Female Spade	75		(Accessory to Fuse [13o] +)
	White/Red	6.3mm Female Spade	50		(Start to Relay [14a] +)
44	Door Mirror Switch				
	Purple/Orange	2.8mm Female Spade	1		
	Purple/Slate	2.8mm Female Spade	2		
	Yellow	2.8mm Female Spade	3		
	Black	2.8mm Female Spade	4		
	Black/Yellow	2.8mm Female Spade	5		
	Green	2.8mm Female Spade	6		
	Yellow/Blue	2.8mm Female Spade	7		
45	Cigar Lighter/Accessory Socket				
	Purple	6.3mm Female Spade			(Battery + from Fuse [13j] +)
	Black	6.3mm Female Spade			(Earth -)
	Red/Black	6.3mm Female Spade			(Illumination from Fuse [13b] +)
46	Radio Connections				
	Purple	6.3mm Female Spade			(Battery + from Fuse [13j] +)
	Black	6.3mm Female Spade			(Earth -)
	Green	6.3mm Female Spade			(Ignition + from Fuse [13o] +)
	Red/Black	6.3mm Female Spade			(Illumination from Fuse [13b] +)
47	Raptor™				
	1: Purple				(Battery + from Fuse [13j] +)
	2: Purple				
	3: Green/Pink				(Hazard Lights. Internal connections +)
	4: Black				(Earth -)
	5: Black/Orange				(To Radiator Fan Relays [14b], [14c] +)
	6: Purple/Black				(To Horn [10] +)
	7: Purple				
	8: Black				
	9: Black/Blue				(To Hi Beam/Flash Relay [14k] -)
	10: Black				
	11: Lt Green/Black				(To Windscreen Washer Pump [18] +)
	12: Green				(Accessory + from Fuse [13o] +)
	13: Green				
	14: Red/Lt Green				(To Windscreen Wiper Relay [14h] +)
	15: Green/White				(To Right Indicator/Turn Signal +)
	16: Lt Green				(Ignition + from Fuse [13p] +)
	17: Lt Green				
	18: Green/Red				(To Left Indicator/Turn Signal +)
48	Interior Light Connections (Option)				
	Purple	6.3mm Female Spade			(Battery + from Fuse [13j] +)
	Black	6.3mm Female Spade			(Earth -)
	Purple/White	6.3mm Female Spade			(Switched earth - from [21] and [24] -)
51	Low Pressure Fuel Pump				
	White/Green	6.3mm Female Spade	(+)		(From Fuse [13m] +)
	Black	6.3mm Female Spade	(-)		(Earth -)
52	AC Pressure Switch				
	Grey/Red	6.3mm Female Spade			Either terminal (From AC Thermo Switch [28] +)
	Grey	6.3mm Female Spade			Either terminal (To Relay [14d], AC Compressor [56] +)



<u>53</u>	<u>AC Fan</u>			
	Red	6.3mm Female Spade	Marked (+)	(From Fuse [13v] +)
	Black	6.3mm Female Spade		(Earth)
<u>54</u>	<u>RH Fuel Tank Sender</u>			
	Light Green/Red	6.3mm Female Spade	Spade terminal	(Signal to Fuel C/O Switch [30] +)
	Black	5mm Ring Terminal	Fixing screw	(Earth -)
<u>56</u>	<u>AC Compressor Clutch</u>			
	Grey	3.9mm Round Socket		(From AC Pressure Switch [52] +)
	Black	6.3mm Female Spade		(Earth -)
<u>57</u>	<u>Starter Motor</u>			
	White/Red	6.3mm Female Spade		(From Relay [14a] +)
	Brown (or Red)	8mm Ring Terminal (10-8)		(From Alternator [58] +)
<u>58</u>	<u>Alternator</u>			
	Brown/Yellow	6.3mm Female Spade	Yellow (If fitted)	(Warning Light to Panel [37] +/-)
	Brown or Red	6mm Ring Terminal (10-6)	Main output terminal	(To Starter Motor [57] +)
<u>59</u>	<u>Water Temperature Sender</u>			
	Green/Blue	6.3mm Female Spade		(Signal to Gauge [34] -)
<u>60</u>	<u>LH Fuel Tank Sender</u>			
	Light Green/Slate	6.3mm Female Spade	Spade terminal	(Signal to Fuel C/O Switch [30] +)
	Black	5mm Ring Terminal	Fixing screw	(Earth -)
<u>62</u>	<u>Oil Pressure Sender</u>			
	White/Brown	5mm Ring Terminal	WK	(Warning light to Panel [37] -)
	Brown/White	5mm Ring Terminal	G	(Signal to Gauge [36] -)
<u>63</u>	<u>Oil Temperature Sender</u>			
	White/Blue	6.3mm Female Spade		(Signal to Gauge [31] -)
<u>66</u>	<u>Brake Light Pressure Switch</u>			
	Light Green *	6.3mm Female Spade	Either terminal	(From Fuse [13p] +)
	Green/Purple *	6.3mm Female Spade	Either terminal	(To Brake Lights [69], [75] +)
				* NOT used if a Brake Pedal Switch is fitted.
	OR Black	6.3mm Female Spade	Either terminal	(Earth -)
	(IF FITTED)	6.3mm Female Spade	Either terminal	("Brake Switch" Signal to ECU -)
<u>67</u>	<u>Reverse Light Switch</u>			
	Light Green	6.3mm Female Spade	Either terminal	(To Reverse Lights [69], [75] -)
	Black	6.3mm Female Spade	Either terminal	(Earth -)
<u>68</u>	<u>Speedometer Sender</u>	(Not used if Speed / VSS signal comes from the ECU)		
	Shielded Single Core	6.3mm Female Spade	Either terminal	(Signal to Gauge [27])
	Black + Shield	6.3mm Female Spade	Either terminal	(Earth)
<u>69</u>	<u>RS Left Rear Light Unit</u>	(Round 7-Way Connector)		
<u>70</u>	<u>RS Rear Fog Lamp</u>			
	Red	6.3mm Female Spade		(From Switch [40] +)
	Black	6.3mm Female Spade		(Earth -)
<u>73</u>	<u>Number Plate Light (LH)</u>			
	Red/White	6.3mm Female Spade	Red	(From Fuse [13a] +)
	Black	6.3mm Female Spade	White	(Earth -)

<u>74</u>	<u>Number Plate Light (RH)</u>			
	Red/White	6.3mm Female Spade	Red	(From Fuse [13a] +)
	Black	6.3mm Female Spade	White	(Earth -)
<u>69</u>	<u>RS Left Rear Light Unit</u>			
		(Round 7-Way Connector)		
<u>79</u>	<u>Front Chassis Earth</u>			
	Black	8mm Ring Terminal		
<u>80</u>	<u>LH Centre Chassis Earth</u>			
	Black	8mm Ring Terminal		
<u>81</u>	<u>RH Centre Chassis Earth</u>			
	Black	8mm Ring Terminal		
<u>82</u>	<u>Rear Chassis Earth</u>			
	Black	8mm Ring Terminal		
<u>83a</u>	<u>Front Weatherproof Connector A</u>			
	1: Blue/Red		Green	(RH Dipped Beam from Fuse [13e] +)
	2: Blue/Pink		Green	(LH Dipped Beam from Fuse [13f] +)
	3: Blue/Black		White	(RH High Beam from Fuse [13g] +)
	4: Blue/Slate		White	(LH High Beam from Fuse [13h] +)
	5: Blue/Yellow		Blue	(RH DRL / Ignition + from Fuse [13c] +)
	6: Blue/Green		Blue	(LH DRL / Ignition + from Fuse [13d] +)
<u>83b</u>	<u>Front Weatherproof Connector B</u>			
	1: Red/White		Brown	(RH Side Light from Fuse [13a] +)
	2: Red/Black		Brown	(LH Side Light from Fuse [13b] +)
	3: Green/Red		Yellow	(LH Indicator from Raptor [47] +)
	4: Green/White		Yellow	(RH Indicator from Raptor [47] +)
<u>83c</u>	<u>Front Weatherproof Connector C</u>			
	1: Purple/Brown		Red	(Battery + from Fuse [13k] +)
	2: Black		Black	(Earth -)
	3: Black		Black	(Earth -)
<u>84a</u>	<u>Rear Weatherproof Connector A</u>			
	1: Green/Purple		Green	(Brake Light from Switch [17] or [66] +)
	2: Green/Red		Yellow	(LH Indicator from Raptor [47] +)
	3: Red/Brown		Red	(Rear Fog Light from Switch [40] +)
	4: Red/Black		Brown	(LH Tail Light from Fuse [13b] +)
	5: Green/Brown		White	(Rev)
	6: Green/White		Yellow	(RH Indicator from Raptor [47] +)
<u>84b</u>	<u>Rear Weatherproof Connector B</u>			
	1: Black		Black	(Earth -)
	2: Purple/Brown		Red	(Battery + from Fuse [13k] +)
	3: Light Green		Blue	(Ignition + from Fuse [13p] +)
	4: Red/White		Brown	(RH Tail Light from Fuse [13a] +)

85 GM ECU Interface

White/Grey	6.3mm Female Spade	Connect to A
Black/Orange	6.3mm Female Spade	Connect to B

3-Way Connector [C100]

A	Pink	(ECU "On" Signal from Fuse [13r] +)
B	Green	(Rad. Fans On to Relays [14b], [14c] -)
C	Dk. Blue	(Not Used)

To enable the optional Low Pressure Fuel Pump [51], when an external fuel surge tank is fitted:
Green/Orange 6.3mm Female Spade (From EFI Pump + to Relay [14g] +)

86 GM "Bulkhead Connector"

White/Black	6.3mm Female Spade	Connect to C
Green/Yellow	6.3mm Female Spade	Connect to D

12-Way Connector [C120] / (GM Colour)

A / (Tan or White)	Tan	(High Speed GMLAN Low (-))
B	Brown/White	(<i>Check Engine Light / MIL</i>) *
C / (White)	White	(Engine Speed to Tachometer [26])
D / (Brown)	Green/White	(Vehicle Speed to Speedometer [27])
E / (Light Green)	Light Green	(<i>MAP Signal</i>) *
F		(Not used)
G / (Tan/Black or Light Blue)	Tan/Black	(High Speed GMLAN High (+))
H / (Tan/White or Blue)	Tan	(<i>Oil Pressure</i>) *
J / (Purple or Yellow)		(<i>Throttle Pos#2 0.5-4.5v</i>) *
K / (Orange)	Orange	(Battery + from Engine Harness +)
L / (Pink)	Pink	(Ignition on + From Engine Harness +)
M / (Black)	Black	(Earth - from Engine Harness -)

* *Function or availability may vary*

87 Rear Canopy Warning Connection (Option)

Light Green	6.3mm Female Spade	(Ignition + from Fuse [13p] +)
Black	6.3mm Female Spade	(Earth -)